



From R&D, Design, Engineering, to Smart Manufacturing
Your One-Stop Solution Provider



Power
Systems

ProVista E-Catalogue



Power Systems 10.2023

ProVista Group is a Hong Kong based electronic company with strong R&D, Engineering and Manufacturing capacity in electronic products including power and energy products, automotive electronics and security products since 1995.



Over the years, ProVista has rolled out hundreds of different products and models, and some of these products have won prizes in different competitions. We pride ourselves on the achievements of our R&D Department on products development, the efforts of our marketing colleagues in exploring new opportunities, the dedications of our production team to quality and services, as well as the Group's commitment to customers and suppliers. We believe as ever that these are the key elements to the strong growth and remarkable performance of ProVista Group.

Your One-Stop Solution Provider

From R&D, Design, Engineering, to Smart Manufacturing



118,000m² Innovation & Technology Industrial Park

ProVista Inno Park will become the first international innovation technology & creative industry park in Dongguan SongShan Lake



Power Systems

- SOLAR CHARGING CONTROLLER



Page 7 - 10

- **SCE series** (PWM)
- **SCP series** (MPPT)

Intelligent solar charging controller with smart app control



Page 11 - 16

- **ISC series** (PWM/MPPT)

High performance solar charging controller with smart app control



Page 17 - 18

- **TSW Inverter series**
- **Transfer Box**

Work with ProVista MPPT / PWM solar chargers to create a mini off-grid system



Page 19 - 20

- **DC - DC Charger**

Power Systems

- POWER INVERTERS



Page 21 - 22

- **PIT series**

Heavy duty design, pure sine wave power inverter



Page 23 - 26

- **PIK series**

Automotive series, pure sine wave power inverter



Page 27 - 28

- **PIP series**

Solar series, pure sine wave power inverter



Page 29 - 30

- **PIPTS Series**

Pure sine wave power inverter with built-in Transfer Switch

ProVista Solar

ProVista Solar always believes it is our mission to work for a sustainable environment by designing and building renewable energy projects.

ProVista Solar is an experienced solar project contractor, with a portfolio that reached a total generating capacity of 30MW, generated a cumulative 72 million kWh, cut carbon emissions by 70,000 tons, and reduced dust by 20,000 tons.

Our team has years of solar engineering experience and the cooperate partnership with leading foreign core technical centers. Our experienced professionals with practical experience in rooftop and network photovoltaic power station promises to provide the best quality throughout the project.

Solar Charging Controller

SCE / SCP Series



Wi-Fi / Bluetooth / Cloud
(Optional Version)

Solar Charging Controller - PWM

The new SCE series is a Fan-less, MCU controlled professional solar charging controller. SCE series has a robust and compact design which suitable for varies application environment. With a wide range input voltage option to choose from, and the Wi-Fi module with cloud server are the main advantages of this new product line.

SCE Series

SCE010

10A PWM Intelligent Solar Charging Controller

- Module Current: 10A PWM
- Max. PV Input Voltage: 50V
- Max/ PV Input Power: 12V: 150W / 24V: 300W
- System Voltage: 12V / 24V
- USB Output: 5V / 2.4A
- Battery mode: SLA /AGM / LiFePO4 (12V only)
- Product Dimensions(mm): 125 x 81 x 30
- Product Weight: 130g



30A PWM Intelligent Solar Charging Controller

- Module Current: 30A PWM
- Max. PV Input Voltage: 50V
- Max. PV Input Power: 12V: 450W / 24V: 900W
- System Voltage: 12V / 24V
- USB Output: 5V / 2.4A
- Battery mode: SLA /AGM / LiFePO4 (12V only)
- Wi-Fi Module: Optional
- LCD Display: Yes
- Product Dimensions(mm): 190 x 108 x 51
- Product Weight: 560g



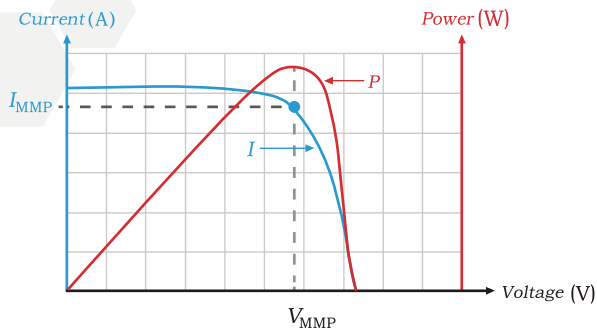
SCE050

50A PWM Intelligent Solar Charging Controller

- Module Current: 50A PWM
- Max. PV Input Voltage: 100V
- Max. PV Input Power: 12V: 750W / 24V: 1500W / 36V: 2250W / 48V: 3000W
- System Voltage: 12V / 24V / 36V / 48V
- USB Output: 5V / 2.4A
- Battery mode: SLA /AGM / LiFePO4 (12V only)
- Wi-Fi Module: Optional
- LCD Display: Yes
- Product Dimensions(mm): 237 x 177 x 36
- Product Weight: 1120g



Solar Charging Controller - MPPT



MPPT Maximum Power Point Tracking is electronic tracking. The charge controller looks at the output of the panels and compares it to the battery voltage. It then figures out what is the best power that the panel can put out to charge the battery. It takes this and converts it to the best voltage to get maximum AMPS into the battery.

SCP Series

SCP030

30A MPPT Intelligent Solar Charging Controller

- ◇ Module Current: 30A MPPT
- ◇ MPPT Tracking Efficiency: 99%
- ◇ Max. PV Input Voltage: 100V
- ◇ Max. PV Input Power: 12V: 450W / 24V: 900W
- ◇ System Voltage: 12V / 24V
- ◇ USB Output: 5V / 2.4A
- ◇ Battery mode: SLA / AGM / LiFePO4
- ◇ Wi-Fi Module: Optional
- ◇ LCD Display: Yes
- ◇ Product Dimensions(mm): 237 x 177 x 36
- ◇ Product Weight: 1450g



SCP050

50A MPPT Intelligent Solar Charging Controller

- ◇ Module Current: 50A MPPT
- ◇ MPPT Tracking Efficiency: 99%
- ◇ Max. PV Input Voltage: 135V
- ◇ Max. PV Input Power: 12V: 700W;
24V/36V/48V: 1400W
- ◇ System Voltage: 12V / 24V / 36V / 48V
- ◇ USB Output: 5V / 2.4A
- ◇ Battery mode: SLA / AGM / LiFePO4 (12V/48V)
- ◇ Wi-Fi Module: Optional
- ◇ LCD Display: Yes
- ◇ Product Dimensions(mm): 237 x 177 x 73
- ◇ Product Weight: 2300g



Solar Charging Controller

SCE / SCP Series



Wi-Fi / Bluetooth / Cloud
(Optional Version)



- Supports IOS / Andriod
- Remote control via App
- Real Time Monitoring system status
- Data Storage on Cloud server

Solar Charging Controller

Comparison Table - SCE & SCP series

	PWM			MPPT	
Model	SCE010	SCE030	SCE050	SCP030	SCP050
System Current	10A	30A	50A	30A	50A
PV Input Voltage	50V	100V	100V	100V	135V
PV Input Power	12V: 150W 24V: 300W	12V: 450W 24V: 900W	12V: 750W 24V: 1500W 36V: 2250W 48V: 3000W	12V: 450W 24V: 900W	12V: 700W 24/36/48V: 1400W
Battery Voltage	12V 24V	12V 24V	12V / 24V 36V / 48V	12V 24V	12V / 24V 36V / 48V
USB Output	1	2	2	2	2
Battery Type	SLA / LiFePO4	AGM / SLA / LiFePO4	SLA / LiFePO4	AGM / SLA / LiFePO4	AGM / SLA / LiFePO4
Display	LED	LCD	LCD	LCD	LCD
Wifi Module	N/A	Optional	Optional	Optional	Optional

SCE050
50A PWM

SCP030
30A MPPT

SCE030
30A PWM

SCP050
50A MPPT

SCE010
10A PWM



ProVista Solar

ProVista Solar always believes it is our mission to work for a sustainable environment by designing and building renewable energy projects.

ProVista Solar is an experienced solar project contractor, with a portfolio that reached a total generating capacity of 30MW, generated a cumulative 72 million kWh, cut carbon emissions by 70,000 tons, and reduced dust by 20,000 tons.

Our team has years of solar engineering experience and the cooperate partnership with leading foreign core technical centers. Our experienced professionals with practical experience in rooftop and network photovoltaic power station promises to provide the best quality throughout the project.

Solar Charging Controller

ISC Series

PWM Solar Chargers



ISC1000



ISC1510



ISC1520
ISC3010
ISC3020



ISC3030

MPPT Solar Chargers



ISC3042



ISC5040



ISC5030

Solar Charging Controller - PWM

The simplicity and high performance of the ProVista ISC series solar controller make it become one of the most popular product lines. With the well engineered compact design, good quality, cost effective design and high performance solution, it offers a wide range of optional for users to choose from to accommodate different needs.

ISC Series

ISC1000

10A PWM Solar Charging Controller

- Module Current: 10A PWM
- Max. PV Input Power: 150W
- System Voltage: 12V
- Display: LED (Operation status / SOC / Fault)
- Product Dimensions(mm): 118 x 90 x 31
- Product Weight: 160g



ISC1510

15A PWM Solar Charging Controller

- Module Current: 15A PWM
- Max. PV Input Power: 225W
- System Voltage: 12V
- Display: LED (Operation status / SOC / Fault)
- Product Dimensions(mm): 169 x 97 x 44
- Product Weight: 180g

ISC1520

15A PWM Solar Charging Controller

- Module Current: 15A PWM
- Max. PV Input Power: 225W
- System Voltage: 12V
- Display: LCD (Operation status / SOC / Fault)
- Product Dimensions(mm): 169 x 97 x 44
- Product Weight: 350g



Solar Charging Controller - PWM



ISC3010

30A PWM Solar Charging Controller

- ◇ Module Current: 30A PWM
- ◇ Max. PV Input Power: 450W
- ◇ System Voltage: 12V

ISC3020

30A PWM Solar Charging Controller

- ◇ Module Current: 30A PWM
- ◇ Max. PV Input Power: 450W / 900W
- ◇ System Voltage: 12V / 24V

ISC3030

30A PWM Solar Charging Controller

- ◇ Module Current: 30A PWM
- ◇ Max. PV Input Power: 450W / 900W
- ◇ System Voltage: 12V / 24V
- ◇ Display: LCD (Operation status / SOC / Fault)
- ◇ Product Dimensions(mm): 169 x 97 x 44
- ◇ Product Weight: 350g

Advanced System with special controller for extra application:

- ◇ Street Lights / Bus Stops / Outdoor Advertisements application at night



ISC5030

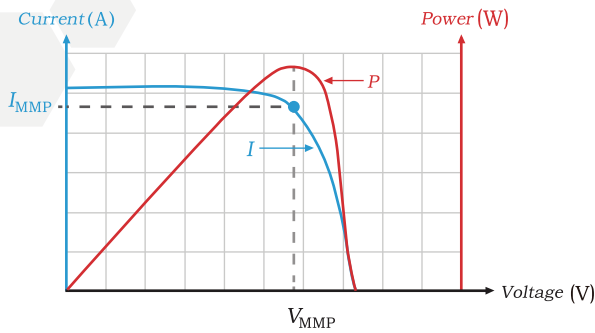
50A PWM Solar Charging Controller

- ◇ Module Current: 50A PWM
- ◇ Max. PV Input Power: 800W / 1600W
- ◇ System Voltage: 12V / 24V
- ◇ Display: LCD (Operation status / SOC / Fault)
- ◇ Product Dimensions(mm): 236 x 204 x 88
- ◇ Product Weight: 1520g

Advanced System with special controller for extra application:

- ◇ Street Lights / Telecommunications / High Power Rural Electrification Projects

Solar Charging Controller - MPPT



MPPT Maximum Power Point Tracking is electronic tracking. The charge controller looks at the output of the panels and compares it to the battery voltage. It then figures out what is the best power that the panel can put out to charge the battery. It takes this and converts it to the best voltage to get maximum AMPS into the battery.

ISC Series

ISC3042

30A MPPT

- Module Current: 30A MPPT
- Max. PV Input Power: 360W / 720W
- System Voltage: 12V / 24V (auto detect)
- Display: LCD (Operation status / SOC / Fault)
- Product Dimensions(mm): 203 x 145 x 53
- Product Weight: 980g

Advanced System with special controller for extra application:

- Street Lights / Telecommunications / High Power Rural Electrification Projects



50A MPPT

ISC5040

- Module Current: 50A MPPT
- Max. PV Input Power: 12V: 450W, 24/36/48V: 1300W
- System Voltage: 12V / 24V / 36V / 48V (auto detect)
- Display: LCD (Operation status / SOC / Fault)
- Product Dimensions(mm): 236 x 204 x 88
- Product Weight: 1960g

Advanced System with special controller for extra application:

- Street Lights / Telecommunications / High Power Rural Electrification Projects

Solar Charging Controller

Comparison Table - ISC series

	PWM							MPPT	
Model	ISC1000	ISC1510	ISC1520	ISC3010	ISC3020	ISC3030	ISC5030	ISC3042	ISC5040
System Current	10A	15A	15A	30A	30A	30A	50A	30A	50A
PV Input Voltage	29V	29V	29V	29V	45V	45V	50V	60V	95V
PV Input Power	150W	225W	225W	450W	450W 900W	450W 900W	800W 1600W	380W 720W	12V: 650W 24/36/48V: 1300W
Battery Voltage	12V	12V	12V	12V	12V 24V	12V 24V	12V 24V	12V 24V	12 / 24 / 36 / 48V
Battery Type	SLA	SLA	SLA	SLA	SLA	SLA	SLA	SLA	SLA
Display	LED	LED	LCD	LCD	LCD	LCD	LCD	LCD	LCD

ISC5030
50A PWM

ISC3042
30A MPPT

ISC1510
15A PWM

ISC3010
30A PWM

ISC3020
30A PWM

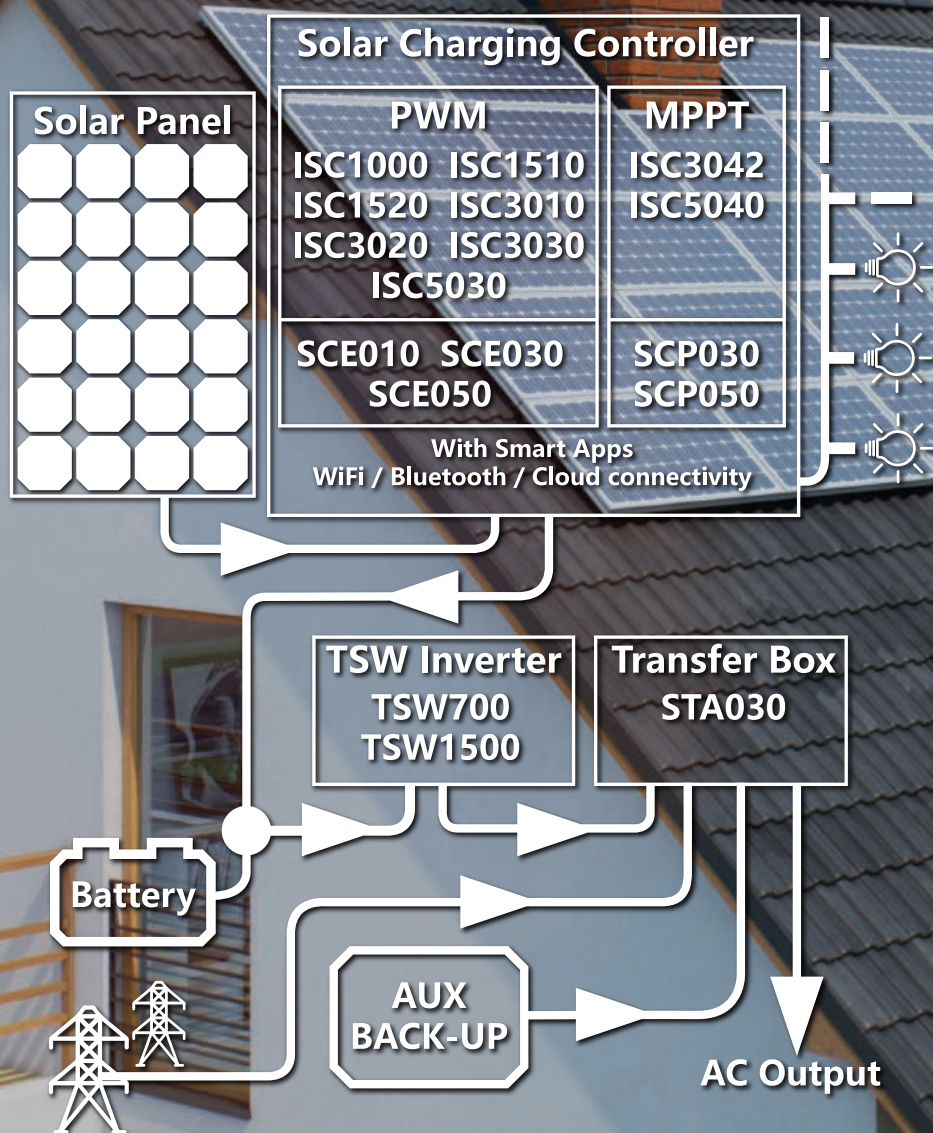
ISC1520
15A PWM

ISC3030
30A PWM

ISC1000
10A PWM

ISC5040
50A MPPT

True Sine Wave Inverter & Intelligent Transfer Box



True Sine Wave Inverter and Intelligent Transfer Box

The True Sine Wave series works together with ProVista MPPT / PWM solar controllers and Transfer Switch to create a off-grid mini system that provides sustainable energy to your choice of application.

TSW700

12V True Sine Wave Inverter for MPPT / PWM Solar Controller & Transfer Switch

- ◇ System Voltage: 12V
- ◇ Continuous Power: 600W / 700W
- ◇ AC Output Voltage: 230V
- ◇ Output Frequency: 50HZ
- ◇ Display: LEDs for Operation status / Faulty
- ◇ Maximum Efficiency: 92%
- ◇ Product Dimensions(mm): 203 x 336 x 80
- ◇ Product Weight: 2.4 kg



TSW1500

24V True Sine Wave Inverter for MPPT / PWM Solar Controller & Transfer Switch

- ◇ System Voltage: 24V
- ◇ Continuous Power: 1200W / 1500W
- ◇ AC Output Voltage: 230V
- ◇ Output Frequency: 50HZ
- ◇ Display: LEDs for Operation status / Faulty
- ◇ Maximum Efficiency: 94%
- ◇ Product Dimensions(mm): 203 x 336 x 80
- ◇ Product Weight: 2.4 kg

STA030

3 Channels Intelligent Transfer Box

The Intelligent Transfer Box automatically detects the source of electricity input of the system. When the power fails or drops below an acceptable level, the built-in the circuit with intelligent control will automatically switch to an alternative source to ensure the system remains functional.

- ◇ 3 AC input / output with Intelligent MCU control
- ◇ AC Input Range: 90 - 250V
- ◇ 30 Amp Output Breaker
- ◇ Maximum Current: 30 Amps for each switch
- ◇ Output Frequency: 50Hz / 60Hz
- ◇ Display: LEDs for Operation status / Source Selection
- ◇ Product Dimensions(mm): 203 x 236 x 87

Applications:

- ◇ Work as a part of the system to deliver solar energy to your house to offset your electricity bill.
- ◇ For Emergency as a back up power system during power outage.



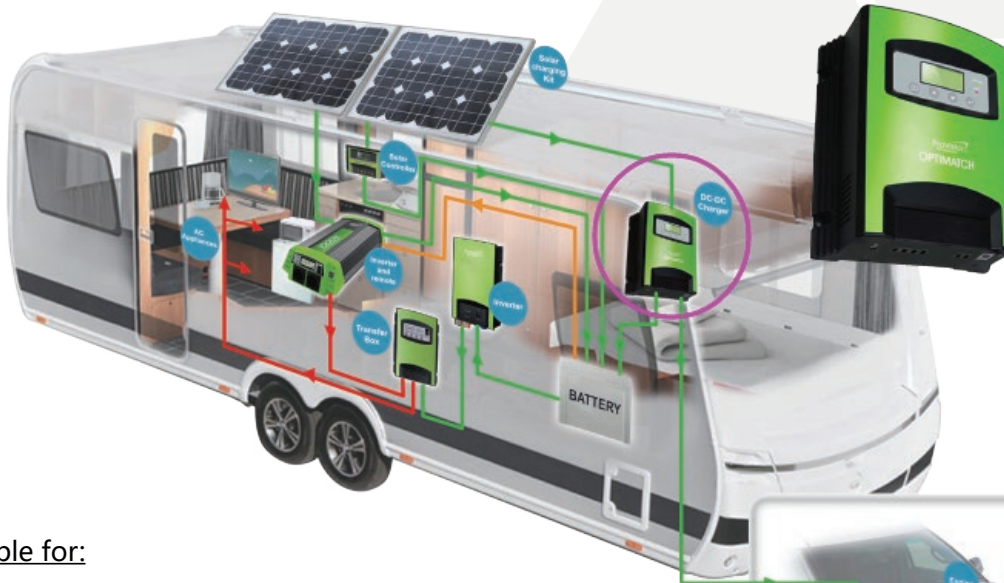
DC-DC Charger

DC300




DC - DC Charger

ProVista DC300 DC-DC Charger takes care of your auxiliary battery as most vehicle alternators are not designed to fully charge your auxiliary battery in the caravan / trailer. It compensates the voltage drop when your auxiliary battery is significantly distanced from your start battery, so you do not need to worry about the voltage drop along with your wiring.



Suitable for:

BOATS, CARAVAN and RV, TRAILER, 4WD, TRUCK with auxiliary trailers such as lifter, cranes or winch emergency devices for communication, startup and water pump starter.
Housing that relies on generators for extra electricity.



DC300

DC - DC Charger

- Built-in 30A MPPT solar controller
- 4 Stages charging pattern optimizes the full charge to your battery and maximize the battery life
- RJ45 data port to monitor your system (Optional)
- Maintenance charge of start battery
- Easy to install and flexible connection in 12V / 24V vehicles
- DC Output: 12V 30A
- DC Input voltage range: 9V - 50V
- Float Voltage: 13.5V compensated with the external temperature sensor
- Output Power: 360W (depends on installation)
- Recommended battery type: GEL / AGM / Standard Lead Acid
- Ambient Temperature: 45°C
- Standards: CE
- Product Dimensions(mm): 203 x 236 x 87



The Superior Power of New PSW Power Inverter - PIT Series

ProVista PSW Inverters are the best choice for appliances that demand a pure source of AC power. The basic and premium series will run most of everything in your RV or cottage and still have pure power for sensitive loads. Both feature a full overload protection and Stackable Inverter.



Pure Sine Wave Power Inverter

Heavy Duty Design

Specifications:

- ⬢ Input Voltage: 12VDC
- ⬢ Output Voltage: 230VAC / 120VAC
- ⬢ Output wave form: Pure Sine Wave
- ⬢ Efficiency: >89%
- ⬢ 2 x USB ports
 - USB output: 5VDC, 2.4A
- ⬢ 2 x AC sockets
 - AC Connections: VDE / BS / SAA / Dual GFCI
- ⬢ Excellent Overload Capabilities
- ⬢ Durable Aluminum Housing
- ⬢ Temperature Fan cooling control
- ⬢ Battery Connections: Heavy Duty Screw Terminals
- ⬢ LED indicators - Working / Warning status
- ⬢ Operating Temperature range: -20°C ~ 40°C
- ⬢ Optional LCD Remote Control (Voltage / Current/ Power and Battery Level)
- ⬢ Applications: RV / Yacht / Caravan / Truck / Portable Electrical Appliances ... etc.

PIT Series

System Protections:

- Low DC input voltage alarm - 10.5V
- Low DC input voltage shutdown - 10.5V
- High DC input Voltage shutdown -15.3V
- Short circuit
- Overload
- Reverse polarity

PIT1000

12V DC to AC, 1000W PSW Power Inverter

- ⬢ Output power continuous: 1000W
- ⬢ Output Power Surge: 2000W
- ⬢ Standby current: ≤1.3A
- ⬢ Product Dimensions(mm): 282 x 180 x 87



PIT1500

12V DC to AC, 1500W PSW Power Inverter

- ⬢ Output power continuous: 1500W
- ⬢ Output Power Surge: 3000W
- ⬢ Standby current: ≤1.3A
- ⬢ Product Dimensions(mm): 332 x 180 x 87

PIT2000

12V DC to AC, 2000W PSW Power Inverter

- ⬢ Output power continuous: 2000W
- ⬢ Output Power Surge: 4000W
- ⬢ Standby current: ≤0.65A
- ⬢ Product Dimensions(mm): 397 x 210 x 91



Pure Since Wave Inverter Automotive Series

200W / 400W / 600W / 1000W / 1500W / 2200W



The ProVista's PI Series PSW inverter available in 5 models with high surge capability and ability to provide the necessary current to startup demanding electrical loads. With Pure Sine Wave output, the ProVista's PI Series can provide power for all types of electrical loads including, variable speed power tools, advanced electrical appliances, microwaves and much more.

In addition to dual GFCI AC receptacles, the ProVista's PI Series include a USB connection for providing power to most USB chargeable devices. When equipped with a remote control, the ProVista's PI Series has the ability to provide the inverter's running status such as voltage, current, power & battery level and display in them in the built-in LCD on the remote control.

The compact, easy-to-use and easy-to-install design of the ProVista's PI Series makes it ideal for use in commercial, recreational and marine applications.



Pure Sine Wave Inverter

200W / 400W / 600W / 1000W / 1500W / 2200W

Automotive Series

Model No.		PIK200-230	PIK400-230
Dimension	(L x W x H), mm	188x100x60	213x100x60
Output	Output Voltage	230V	
	Maximum Output Current	0.87A	1.74A
	Output Frequency	50Hz	
	Type of Output Waveform	Pure Sine Wave	
	Total Harmonic Distortion of output Waveform	≤3%	
	Continuous Output Power (At Power Factor = 1)	200W	400W
	Surge Output Power (At Power Factor = 1;<0.5s)	400W	800W
	Peak Efficiency	89%	88%
	USB Output	5V/2.1A	
	AC Output Connections	VDE, BS, SAA	
Input	Nominal DC Input Voltage	12V	
	DC Input Voltage Range	10.5V-15.3V	
	Maximum Input Current	20A	40A
	DC Input Current at No Load	≤750mA	≤1A
	DC Input Connections	Knob Terminals	
Display	LCD	N/A	
Protections	Low DC Input Voltage Alarm	10.5V	
	Low DC Input Voltage Shutdown	10.5V	
	High DC Input Voltage Shutdown	15.3V	
	Short Circuit Shutdown	YES	
	Overload Shutdown	270W	450W
	Over Temperature Shutdown	YES	
	Reverse Polarity on DC Input Side	By Fuse	
Remote	Wired Remote Control (Optional)	NO	
Cooling	Forced Air Cooling	Temperature & Load Controlled Fan	
Compliance	Safety	CE-LVD(EN60950), AS/NZS4763:2011	
	EMI/EMC	CE-EMC,C-Tick	
Environment	Operating Temperature Range	-20°C ~ 40°C	
Weight	KG	0.735	0.887
Others	Warranty	1 Year	
	Applications	RV, Yacht, Caravan, Truck, Portable Electrical Appliances...etc	

Pure Sine Wave Inverter

200W / 400W / 600W / 1000W / 1500W / 2200W

Automotive Series

Model No.	Euro Version	PIK600-230	PIK1000-230	PIK1500-230	PIK2200-230
	US Version	PIK600-120	PIK1000-120	PIK1500-120	PIK2200-120
Dimension	(L x W x H), mm	297x204x102	379x204x102	429x204x102	429x204x102
Output	Output Voltage	230V/120V			
	Maximum Output Current	2.6A/5A	4.35A/8.33A	6.52A/12.5A	9.5A/18.5A
	Output Frequency	50/60Hz			
	Type of Output Waveform	Pure Sine Wave			
	Total Harmonic Distortion of Output Waveform	≤3%			
	Continuous Output Power (At Power Factor = 1)	600W	1000W	1500W	2200W
	Surge Output Power (At Power Factor = 1;<0.5s)	1200W	2000W	3000W	4400W
	Peak Efficiency	89%/88%			92%/88%
	USB Output	5V/1A/2A			
	AC Output Connections	VDE, BS, SAA / Dual GFCI			
Input	Nominal DC Input Voltage	12V		24V	
	DC Input Voltage Range	10.5V-15.3V			21V-30V
	Maximum Input Current	60A	100A	150A	220A
	DC Input Current at No Load	≤750mA	≤1A	≤1A	≤0.5A
	DC Input Connections	Knob Terminals			
Display	LCD	Power, Battery Level, Voltage, Current			
Protections	Low DC Input Voltage Alarm	10.5V			
	Low DC Input Voltage Shutdown	10.5V			
	High DC Input Voltage Shutdown	15.3V			
	Short Circuit Shutdown	YES			
	Overload Shutdown	660W	1100W	1650W	2500W
	Over Temperature Shutdown	YES			
	Reverse Polarity on DC Input Side	By Fuse			
Remote	Wired Remote Control (Optional)	YES			
Cooling	Forced Air Cooling	Temperature & Load Controlled Fan			
Compliance	Safety	CE-LVD(EN60950), AS/NZS4763:2011			
	EMI/EMC	CE-EMC,C-Tick			
Environment	Operating Temperature Range	-20°C ~ 40°C			
Weight	KG	2.7	3.8	4.7	
Others	Warranty	1 Year			
	Applications	RV, Yacht, Caravan, Truck, Portable Electrical Appliances...etc			

Pure Sine Wave Inverter Solar Series

600W / 1000W / 1500W / 2200W

The ProVista's PI Series PSW inverter with high surge capability and ability to provide the necessary current to startup demanding electrical loads. With Pure Sine Wave output, the ProVista's PI Series can provide power for all types of electrical loads including, variable speed power tools, advanced electrical appliances, microwaves and much more.

In addition to dual GFCI AC receptacles, the ProVista's PI Series include a USB connection for providing power to most USB chargeable devices. When equipped with a remote control, the ProVista's PI Series has the ability to provide the inverter's running status such as voltage, current, power & battery level and display in them in the built-in LCD on the remote control.

The compact, easy-to-use and easy-to-install design of the ProVista's PI Series makes it ideal for use in commercial, recreational and marine applications.

Remote
(Optional)



600W

1000W

1500W

2200W

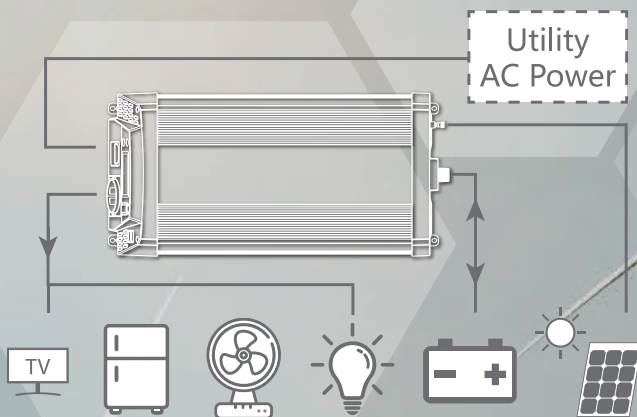


Pure Sine Wave Inverter

600W / 1000W / 1500W / 2200W

Solar Series

Model No.	Euro Version	PIP600-230	PIP1000-230	PIP1500-230	PIP2200-230
	US Version	PIP600-120	PIP1000-120	PIP1500-120	PIP2200-120
Dimension	(L x W x H), mm	297x204x102	379x204x102	429x204x102	429x204x102
Output	Output Voltage	230V/120V			
	Maximum Output Current	2.6A/5A	4.35A/8.33A	6.52A/12.5A	9.5A/18.5A
	Output Frequency	50/60Hz			
	Type of Output Waveform	Pure Sine Wave			
	Total Harmonic Distortion of Output Waveform	≤3%			
	Continuous Output Power (At Power Factor = 1)	600W	1000W	1500W	2200W
	Surge Output Power (At Power Factor = 1;<0.5s)	1200W	2000W	3000W	4400W
	Peak Efficiency	89%/88%			92%/88%
	USB Output	5V/1A/2A			
	AC Output Connections	VDE, BS, SAA / Dual GFCI			
Input	Nominal DC Input Voltage	12V		24V	
	DC Input Voltage Range	10.5V-15.3V			21V-30V
	Maximum Input Current	60A	100A	150A	120A
	DC Input Current at No Load	≤750mA	≤1A	≤1A	≤0.5A
	DC Input Connections	Knob Terminals			
Display	LCD	Power, Battery Level, Voltage, Current			
Protections	Low DC Input Voltage Alarm	10.5V			
	Low DC Input Voltage Shutdown	10.5V			
	High DC Input Voltage Shutdown	15.3V			
	Short Circuit Shutdown	YES			
	Overload Shutdown	660W	1100W	1650W	2500W
	Over Temperature Shutdown	YES			
	Reverse Polarity on DC Input Side	By Fuse			
Solar Charger	Charging Current	20A PWM	30A PWM	30A PWM	30A PWM
	System Voltage	16-45V			32-45V
	Max. Input Ocv	45V			
	Max. Input Current	20A	30A		
Remote	Wired Remote Control (Optional)	YES			
Cooling	Forced Air Cooling	Temperature & Load Controlled Fan			
Compliance	Safety	CE-LVD(EN60950), AS/NZS4763:2011			
	EMI/EMC	CE-EMC,C-Tick			
Environment	Operating Temperature Range	-20°C ~ 40°C			
Weight	KG	2.7	3.8	4.7	
Others	Warranty	1 Year			
	Applications	RV, Yacht, Caravan, Truck, Portable Electrical Appliances...etc			



Pure sine wave inverter with Built-in Transfer Switch allows for Automatic Utility / Generator AC Power transfer to Inverter Power

PSW Inverter with Built-in Transfer Switch

1000W / 1500W

Remote
(Optional)



1000W

1500W




Pure Sine Wave Inverter

1000W / 1500W

Built-in Transfer Switch

Model No.	Euro Version	PIPTS1000-230	PIPTS1500-230
Dimension	(L x W x H), mm	379x204x102	429x204x102
Output	Output Voltage	230V/120V	
	Maximum Output Current	4.35A/8.33A	6.52A/12.5A
	Output Frequency	50/60Hz	
	Type of Output Waveform	Pure Sine Wave	
	Total Harmonic Distortion of output Waveform	≤3%	
	Continuous Output Power (At Power Factor = 1)	1000W	1500W
	Surge Output Power (At Power Factor = 1; <0.5s)	2000W	3000W
	Peak Efficiency	89%/88%	
	USB Output	5V/1A/2A	
	AC Output Connections	VDE, BS, SAA / Dual GFCI	
Input	Nominal DC Input Voltage	12V	
	DC Input Voltage Range	10.5V-15.3V	
	Maximum Input Current	100A	150A
	DC Input Current at No Load	≤1A	≤1A
	DC Input Connections	Knob Terminals	
	Transfer Time	<20ms	
Display	LCD	Power, Battery Level, Voltage, Current	
Protections	Low DC Input Voltage Alarm	10.5V	
	Low DC Input Voltage Shutdown	10.5V	
	High DC Input Voltage Shutdown	15.3V	
	Short Circuit Shutdown	YES	
	Overload Shutdown	1100W	1650W
	Over Temperature Shutdown	YES	
	Reverse Polarity on DC Input Side	By Fuse	
Solar Charger	Charging Current	20A PWM	30A PWM
	System Voltage	16-45V	
	Max. Input Ocv	45V	
	Max. Input Current	30A	30A
Remote	Wired Remote Control (Optional)	YES	
Cooling	Forced Air Cooling	Temperature & Load Controlled Fan	
Compliance	Safety	CE-LVD(EN60950), AS/NZS4763:2011	
	EMI/EMC	CE-EMC,C-Tick	
Environment	Operating Temperature Range	-20°C ~ 40°C	
Weight	KG	3.8	4.7
Others	Warranty	1 Year	
	Applications	RV, Yacht, Caravan, Truck, Portable Electrical Appliances...etc	



ProVista • Protronic • Precision
www.provistahk.com

HEAD OFFICE:

Unit J, 33/F, COS Centre, 56 Tsun Yip Street, Kwun Tong, Kowloon, Hong Kong
Tel: 852 - 2202 2800 Fax: 852 - 2202 2833 Email: sales@provistahk.com

R&D & MANUFACTURING CENTRE:

No.1 Gongye Blvd, Shipai Town, Dongguan, Guangdong Province, P.R. China



www.provistahk.com